

Washtenaw County

Single-Family Homes

668
AVAILABLE HOMES
-11% from last month

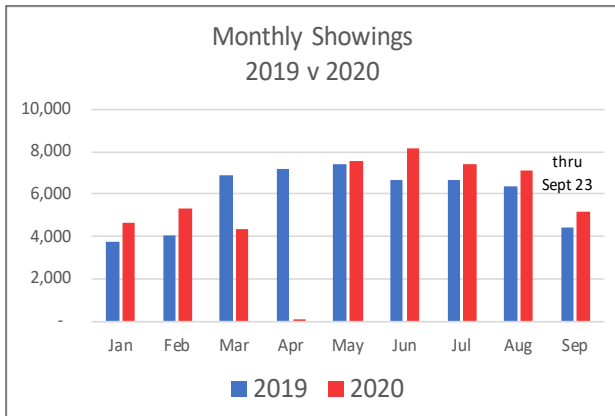
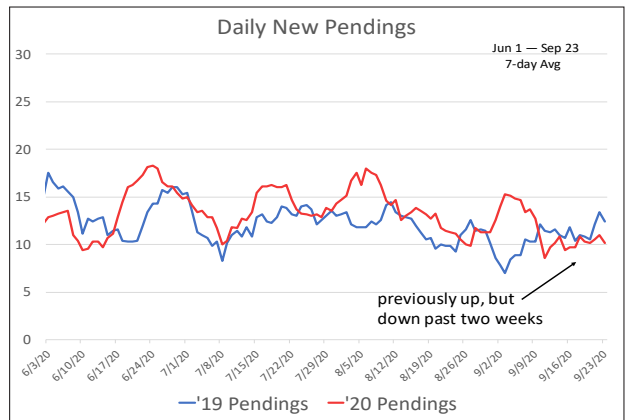
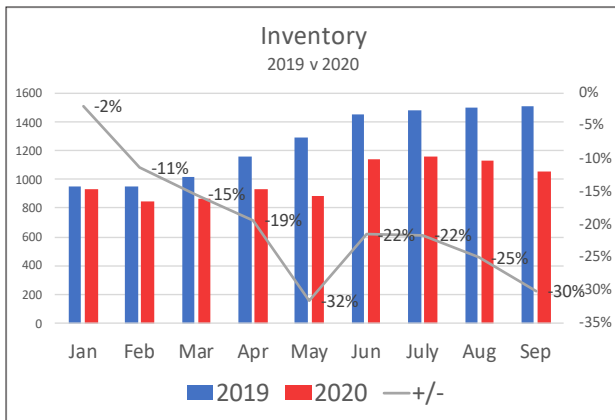
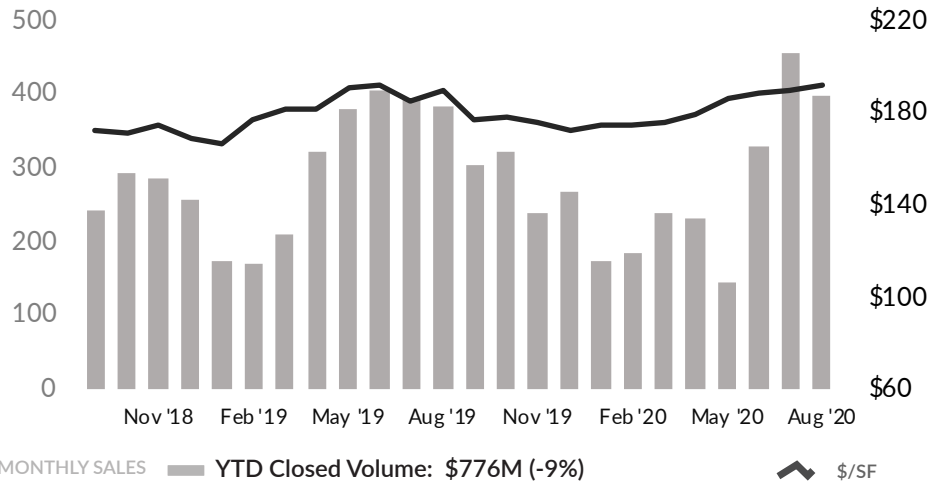
364
NEW PENDING
-5% from last month

2,150
YTD CLOSED SALES
-11% from last year

\$360K
YTD AVG SALE PRICE
+3% from last year

\$184
YTD PRICE PER SQ FT
no change from last year

Closed Sales



September showings are up 17%. Inventory continues to decline compared to last month and is down 30% from 2019. As is typical for the season, showings and new pendencies are both declining. Compared to this time last year, recent showings have been up 17% but pendencies have been down since early September. Following July's record-high sales, August closed sales dropped. With fewer new pendencies, expect September and October sales to also decline. YTD closed sales are down 11% but that gap continues to narrow. While YTD average sale price is up 4%, price per square foot is even among all price ranges, except the over-\$300k range where it's down 3%.